

Henry's Horn

Henry's A's Monthly Newsletter

JUN 2023

Volume 47 Issue 6



Cabriolets at the Roundup

HERMAN®



"I don't want to worry you, but the guy who delivered the pizza was your financial planner."

NOAH'S GREATEST ORDEAL



A woman with a salad walked past me in the restaurant and said you know a cow died so you could eat that beefburger. I said if you weren't eating its food it might have lived.

Not saying it's really hot, but I was sweating so much I hydroplaned off the toilet seat and landed in the bath tub.

BOARD MEMBERS

President: Greg Short
Vice President: Bob LaFollette
Secretary: Kathy Morte
Treasurer: Earl Minkler
Membership:
Activities: Tom Farrell
Editor: Wes Huffman

COMMITTEES

Refreshments: Paula Nelson
Historian:
Sunshine: Barbara Mahan
Tech Advisor: Bob LaFollette
Raffleer:
Web Page: Aaron Louis
NCRG: David McArthur

GENERAL MEETING

General meetings of Henry's A's are held at 10:30 AM on the first Saturday of each month, **except December 3th**

Guests and visitors are welcome.

HENRY'S HORN is the monthly newsletter of Henry's A's Chapter, Model A Ford Club of America. We solicit articles and other items for publication in these pages; please submit, before the 25th of the month, to the Editor's e-mail address or the clubs mailing address:

weshuffman@ymail.com

Henry's A's
P.O. Box 46
Livermore CA 94551

A signup sheet will be at the next meeting for refreshments for future club meetings.

Can you volunteer to bring refreshments for the next meeting?

Henry's A's Activities Report

Jun 3rd monthly meeting 10:30 AM at Duarte's Garage


Jun 25th HAGEMANN RANCH

Come visit us! Open House parking on street or at Trinity Church adjacent to Hagemann City Park.


Sep 9th

The Santa Maria Model A Ford Club's 21st Annual All Ford Car Show will be on Saturday, in Old Town Orcutt, CA. This year, the Show will celebrate the Ford F-Series Truck 1948 - 1973.





<p>"If you're <i>not</i> called crazy when you start something new, then you're not thinking big enough!"</p>	 <p>A Man asked a Fairy to make him desirable and irresistible to all Women. She turned him into a credit card.</p> <p><small>©Crammer's Comics</small></p>	<p>If you get a LOAN at a bank, you'll be paying it back for 30 yrs. If you ROB a bank, you'll be out in 10 yrs. Follow me for more financial advice</p>
---	--	---

Your activities are important to our club. Please use your camera and record your adventures to share them with our readers.



The biggest lie I tell myself is, "I don't need to write that down, I'll remember it."



"We hafta hold hands while we say grace so nobody gets a head start eating. Right, Mommy?"



Birthday girl June and her Prince Charming!

**Rick and
 Barbara had
 them over for
 lunch and
 Danville touring
 to celebrated her
 birthday by
 dressing her up!**



**Be grateful that
 no matter how
 much chocolate
 you eat, your
 earrings will
 still fit.**

**I can't
 believe I
 forgot to go
 to the gym
 today.
 That's 7
 years in a
 row now.**



**I just switched my
 "20 year Home
 Mortgage" to a
 "Student Loan."

 Follow me for
 more financial
 advice.**

Never ever, ever, ever go
 to the horse auction after
 4 margaritas
 Lesson learned.



**A friend suggested
 putting horse manure
 on my strawberries...
 I'm never doing that
 again, I'm going back
 to whipped cream.**



My hobbies include drinking
 and hanging out with my
 parrot

**At the bank, I told
 the cashier, "I'd like
 to open a joint
 account please."
 "OK, with whom?"
 "Whoever has
 lots of money."**

You know you're
 in trouble when
 the little voices in
 your head start a
 chat group.


**Photos
from
NCRG
Mini
Roundup**



Why do peanuts float in a regular coke and sink in a diet coke.



I don't usually brag about going to expensive places, but I just left the gas station.



Did you know!

By replacing your potato chips with grapefruit as a snack you can lose up to 90% of what little joy you still have left in your life.



JUNE 2023

Sunday	Monday	Tuesday	Wednesday	Thursday	Friday	Saturday
				1	2	3 General Meeting
4	5	6	7 Wes Nelson	8	9	10
11 Douglas Clark Ralph Haywood	12 Ed Shannon	13	14 Flag Day	15	16	17 Father's Day
18	19	20	21 Summer starts	22	23	24
25	26	27	28	29	30 David McArthur	

Henry's A's
P.O. Box 46
Livermore CA 94551

I went to visit a psychic.
I knocked on her front door and she yelled...
"Who is it?"
So I left.

My Kid: I feel like you're always making up rules and stuff.

Me: Like what?

My Kid: Like if I don't clean my room a portal will open and take me to another dimension.

Me: Well that's what happened to your older brother.

My Kid: What older brother?

Me: Exactly.

June MAFFI Minute

Planning for MAFFI **Model A Days 2023** is nearing completion. Of course, there will be a swap meet, seminars, memorabilia sales, rides, Model A driving classes, and a dinner tour. Hotel rooms have been blocked for our guests. It will be a mix of the old and proven with a few new twists. **September 15 & 16** are the days. Visit the MAFFI or Gilmore web pages, register and make your reservations.

For those who have attended before, Model A Days at Hickory Corners is a wonderful ending to the summer season and beginning of the fall season. It is a chance to see and touch some wonderful old cars, to see what has been changed or added to the museum. There are few places like the Gilmore complex. You can sit in the shade of a maple tree and eat a sandwich and ice cream purchased from a diner converted from an old-time streetcar. While doing this you can talk with friends and look at the vintage cars.

“Huff & Puff”, the Model AA school bus, will be giving rides. The theme this year will be open cars, so look for a phaeton or roadster to be giving rides around the campus. Finally, the AA stake bed truck should be moving the remainder of the passengers around the streets.

This is a great chance to visit with a large group of fellow Model A'ers, one last time before the seasons force us to choose to move most of our activities indoors.

If you are one of the many Model A Club members who will not be able to attend our event, remember September 16, is a Saturday. Use the day to have your own local Model A Day celebration with a tour, or picnic, or both, with your club. A joint tour with a neighboring club might be exciting.




Happy motoring,
Mike DuBreuil
MAFFI Trustee
MAFFI Board of Trustees

Thank you,
Charles M (Mike) DuBreuil,

clubcontact@maffi.org

21st. Annual All Ford Car Show & Swap Meet

Saturday, September 9, 2023—9 am-3 pm
In Old Town Orcutt



SPONSORED BY:
 The Santa Maria A's
 Registration \$25.00 prior to Sept. 1
 \$35.00 After the 1st. & day of show.

For information contact
 Jay McCord (805) 598-8133
 • jemccord@aol.com
 or Curt Warner (805) 478-1231
 • Ckw71977@gmail.com

www.santamariamodelaclub.com

Non-Food Vendors Welcome

- **SWAP MEET:**
 Registration 6:30 AM
 Opens to the Public 7:00 AM
- **CAR SHOW:**
 Car Registration 7:00-9:00 AM
 Raffle Prizes begin at 10:00
 Car voting ballots in by 12 Noon
 Trophies at 2:00
 50/50 Drawing at 2:30

NO FIREARMS/ALCOHOL

Benefits Allan Hancock College Automotive Technology Scholarships

**REGISTRATION FORM: Make checks to
 Santa Maria A's, PO Box 2983, Santa Maria, CA 93457
 PLEASE PRINT CLEARLY!!!**

Name: _____ Phone: _____

Address: _____

City: _____ State: _____ Zip: _____

E-Mail: _____

Year: _____ Make: _____ Model: _____

Club: _____ Class: _____


Show Car/Truck: _____ **OR:** Swap Meet: _____ **OR:** Vendor: _____

Class will be determined by show criteria (see reverse). Ask if you have any questions.

Signature Required Here

Liability Release:

In consideration of the acceptance of the right to participate, entrants and spectators, by the execution of this entry form, release and discharge the Santa Maria A's, from any and all damages, injuries, losses, judgments and/or claims from any cause whatsoever that may be suffered by any entrant, to his person or property. Further, each entrant expressly agrees to indemnify all of the forgoing entries, firms, and persons and bodies of and from any and all liability occasioned or resulting from the conduct of entrants or any participant assisting or cooperating with the entrant and under the direction or control of the entrant. I also give permission for my entry vehicle and my person to be photographed at the car show for use in any form of future communication or advertisement.



21st Annual All Ford Car Show & Swap Meet



Saturday, September 9, 2023 — 9 am-3 pm
In Old Town Orcutt

201 South Broadway, Orcutt, CA 93455

Class 1: Ford/Lincoln-Open Vehicle-Original 1903-1931

Class 2: Ford/Lincoln-Open Vehicle-*Modified 1903-1931

Class 3: Ford/Lincoln-Closed Vehicle-Original 1903-1931

Class 4: Ford/Lincoln-Closed Vehicle-*Modified 1903-1931

Class 5: Ford/Lincoln/Mercury-Original Vehicle 1932-1947

Class 6: Ford/Lincoln/Mercury-*Modified Vehicle
1932-1947

*Modified--A Vehicle in which the body and/or drivetrain have been substantially modified from original.

Class 7: Ford/Lincoln/Edsel/Mercury-All Except
Mustang/Cougar/Truck-1948-1973

Class 8: Ford & Mercury Trucks/Rancheros-1948-1973

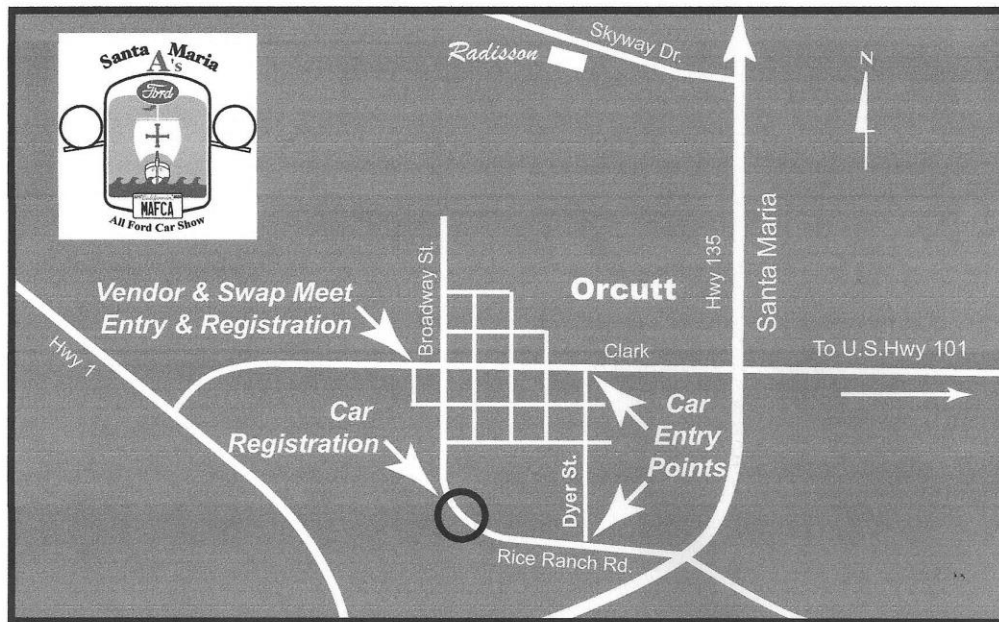
Class 9: Mustangs/Shelbys/Cobras 1963-1973

Class 10: Mustangs/Shelbys/Cobras 1974 & newer
-- includes replicars, kit cars, etc.

Class 11: All Ford Vehicles- except Mustang/Shelby/Cobra/Cougar
-- 1974 & newer -- includes replicars, kit cars, etc.

Class 12: Cougars 1967-1997

- Best Club Participation Award
- Participants Choice Award for Best of Show
- Chuck Bailey Award for Best Original Model A Ford
- Best Feature Car Award



DIRECTIONS: Exit Hwy. 101 at Clark. Go West to Dyer St. in Old Town Orcutt. Turn left to Rice Ranch Road. Turn right on Rice Ranch Road, proceed to Car Show entry point.

Stay at the

Radisson

Hotel Santa Maria

3455 Skyway Drive, Santa Maria Ca 93455
Call (805) 928-8000 for special rates.

ON THE ROAD

By Hans Kalinka, Chilton, Wisconsin



Behold the Cotter Pin!

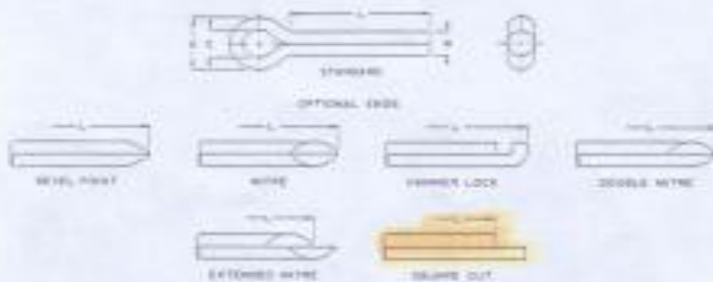
Several years ago, the technical contributions of this magazine became embroiled in a lengthy examination of the 3X spark plug. I was amazed that after sixty years so much information, real and/or unreal, still existed.

Surely, there is the feeling among some Model "A"ers "Who really gives a rip?" about cotter pins. Is the following information nitpicking idiocy? From a practical sense there must be some redeeming qualities or reason to spend the biggest share of an article on the lowly cotter pin. Realistically, there are a "ton" of cotter keys on a Model "A" Ford; a lot more than there are fenders or hub caps, or even spark plugs. To purchase the *correct* cotter keys will cost no more than the wrong ones, and to install them correctly will take no more time than putting them in improperly. But the real sense of satisfaction will be knowing that, when finished, you will have duplicated *exactly* how the Ford employees did it back on the original assembly line. In unison now, chuckle. No one, not even I, is that naive! Anyway, here goes.

For reference, I have used information printed in a 1934 Dykes *Automotive Instruction Manual*, page 716; an August 1954 Ford Motor Company Engineering Staff Sheet on Standard Parts; and several data sheets from companies that supply cotter pins. Since one sheet showed more than twenty styles and shapes, we shall only be concerned with the item most probably used by Ford.

First, let's wade through the nomenclature of a typical pin.

FORD MOTOR COMPANY STANDARD PARTS



		1/16	3/32	1/8
W Diameter		.090 .089	.100 .098	.110 .108
□ Inside Eye Diameter - 90°		.20	.20	.25
□ Outside Eye Diameter - 90°		.22	.19	.25
Drill Size Recommended		1/32	7/64	1/16

Figure 1

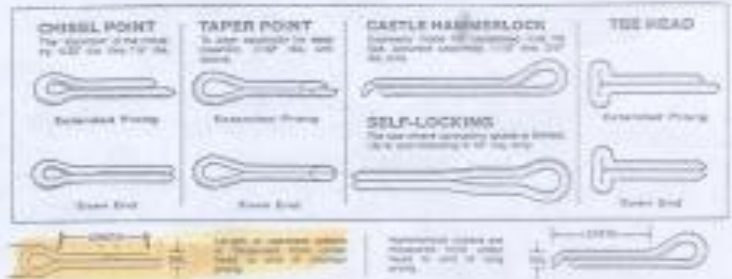


Figure 2

the "standard" cotter pin was square cut meaning the ends of the prongs or legs were flat or blunt or square cut. They were "extended prong" meaning one prong was longer than the other, while the eye or head was round. The length of a cotter pin was measured from the base of the head to the tip of the *shortest* prong. Ford did not use hammer lock pins on the Model "A," realizing that the prong measurements are different (opposite) on this style. The diameter of the shank of the pin is as indicated and described on the following two charts: figures 1 and 2. So the full name of a Model "A" cotter pin is: standard, extended prong, and square cut.

Figure 3 shows three types of pins. The two cotter pins on the left are hammer lock. Note head located to side and a slight shape variation to the eye. The pin on the right (pointer) is the standard "A" pin.



Figure 3

Figure 4 compares 3/32", 5/64", and 1/16" pins and correct measurements.



Figure 4

PUT A PIN IN IT!

**IT'S TRUE THAT
DOGS ARE LOYAL...**



**BUT CATS DON'T
TELL THE POLICE WHERE
YOU HIDE YOUR DRUGS**

Attention: anyone missing a child in an orange coat...come to the Lingerie dept. Your child is hungry! 😂😂😂😂



The coupe is now \$16K.

Drives quite well; has new radial tires, air conditioning as well as a Borg Warner 33% overdrive.

Internal parts for Model A block. Full set of pistons, rings, rods w/inserts and balanced crank for same, adj. lifters and a block with a hole in the number 3 cylinder that may or may not be repairable. Was an \$8,000 rebuild with about 1500 miles on it. All for \$1000.00.



1931 Deluxe Coupe for sale
make an offer Dave Mc Arthur
925 820 0394

BIZARRO.COM

Facebook.com/BizarroComics

Dist. by King Features

Most of the new arrivals seem incapable of conversation. They just stare at their hands in despair.



25
© 2015
Piraro
4.1.15

Gasoline Girls Spark Plug Reader Chart



Normal Condition

An engine's condition can be judged by the appearance of the spark plug's firing end. If the firing end of a spark plug is brown or light gray, the condition can be judged to be good and the spark plug is functioning optimally.



Deposits

The accumulation of deposits on the firing end is influenced by oil leakage, fuel quality and the engine's operating duration.



Lead Erosion

Lead erosion is caused by lead compounds in the gasoline which react chemically with the material of the electrodes (nickel alloy) as high temperatures; crystal of nickel alloy fall off because of the lead compounds permeating and separating the grain boundary of the nickel alloy. Typical lead erosion causes the surface of the ground electrode to become thinner, and the tip of the electrode looks as if it has been chipped.



Lead Fouling

Lead fouling usually appears as yellowish brown deposits on the insulator nose. This can not be detected by a resistance tester at room temperature. Lead compounds combine at different temperatures. Those formed at 370-470°C (700-790°F) having the greatest influence on lead resistance.



Dry and Wet Fouling

Although there are many different cases, if the insulation resistance between the center electrode and the shell is over 10 ohms, the engine can be started normally. If the insulation resistance drops to 0 ohms, the firing end is fouled by either wet or dry carbon.



Normal Life

A worn spark plug not only wastes fuel but also strains the whole ignition system because the expanded gap (due to erosion) requires higher voltages. Normal rates of gap growth are as follows:

Four Stroke Engines: 0.01-0.02 mm/1,000 km (0.00063-0.00126 inches/1,000 miles)

Two Stroke Engines: 0.02-0.04 mm/1,000 km (0.00126-0.00252 inches/1,000 miles)

Abnormal Erosion

Abnormal electrode erosion is caused by the effects of corrosion, oxidation and reaction with lead - all resulting in abnormal gap growth.



Breakage

Breakage is usually caused by thermal expansion and thermal shock due to sudden heating or cooling.



Overheating

When a spark plug overheats, deposits that have accumulated on the insulator tip melt and give the insulator tip a glazed or glossy appearance.



Melting

Melting is caused by overheating. Mostly, the electrode surface is rather lustrous and uneven. The melting point of nickel alloy is 1,200-1,300°C (2,200-2,400°F).



Erosion, Corrosion and Oxidation

The material of the electrodes has oxidized, and when the oxidation is heavy it will be green on the surface. The surface of the electrodes are also fretted and rough.

Model A Shocks

History of Development

Frenchman Maurice Houdaille (Hoo Dye) invented the Model A Ford Double Acting Shock Absorber. He began experimenting in 1902 seeking a suitable shock-absorbing device, first trying friction and quickly moving to hydraulic principles.

In 1905 he produced his first oscillating instrument with a single paddle. The tremendous shock absorbing pressures caused excessive wear and he invented the double or balanced wing shaft first patented in Europe in 1907. The balanced wing shaft operates with working pressure on both sides eliminating thrust.



MAURICE HOUDAILLE - 1880-1953

The link below is the complete story of Maurice Houdaille. Prepare for a shocking experience

<https://files.secure.website/wscfus/10576359/26724601/model-a-shocks.pdf>



Eggs Benedict served on a hubcap
because there's no plate like chrome for the hollandaise

When squirrels come across an especially spectacular nut, they'll often gather and stare in amazement... very similar to how they're looking at you right now.

